

---

# RiskTech Interactive

---

Online Recommendation Tracking  
Database



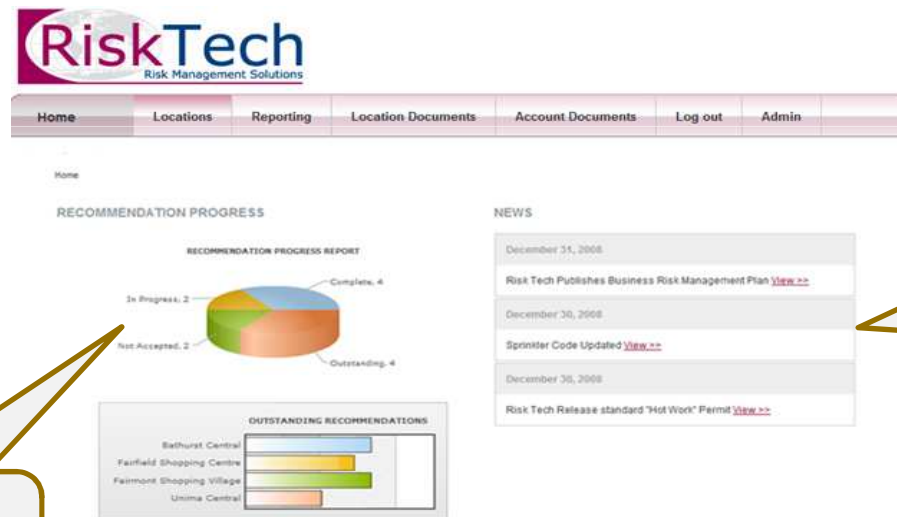
---

# What is RiskTech Interactive?

- It is a secure online web database that is used to **report, manage and track risk management actions or recommendations.**
- Provides the ability to **exchange and review** risk improvement recommendations in **real time.**
- Provides the tools to easily manage all types of general and operational risks within any organisation.

# The Benefits?

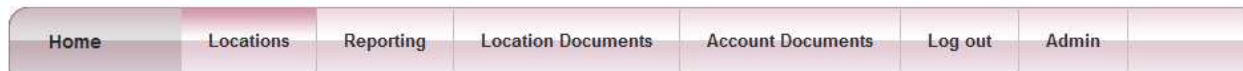
- Your company will have the ability to demonstrate compliance with AS4360:2004 by real time status reporting of risk improvement recommendations.



View Overall Recommendation Progress

Receive the latest Risk Management views by RiskTech

- Separate risk management actions or recommendations into the various business locations or divisions that your company might have.



Home > Locations

Locations

Refine Search

Division:  State:  Inspection Date:

Search by Inspection Date

Inspection search results

Total Results: 9

[AndersonVile Shopping Centre](#) - 6 French Street, Grafton, Australia  
[View Recommendations](#) Date Inspected: July 1, 2008

Number of Recommendations: 4 | Outstanding: 0

[AndersonVile Shopping Centre](#) - 6 French Street, Grafton, Australia  
[View Recommendations](#) Date Inspected: Oct 22, 2008

Number of Recommendations: 0 | Outstanding: 0

Search by State, Location or Division

Download Reports

View Recommendations

List number of recommendations and number outstanding for each location.



- Senior Management and key stakeholders such as insurance brokers can use automated reporting capability to capture recommendation status at any time.

The screenshot displays the RiskTech Risk Management Solutions web application. The navigation menu includes Home, Locations, Reporting, Location Documents, Account Documents, Log out, and Admin. The current page is 'All Outstanding Recommendations' under the Reporting section. A table lists four recommendations with columns for Inspection Date, Priority, Location, Town, State, Title, State, and Replies. Callouts highlight sorting options and viewing status.

Sort Recommendations by date , priority or location.

Inspection Date	Priority	Location	Town	State	Title	State	Replies
12 /08/ 2008	Medium	Fairmont Shopping Village	Fairmont	NSW	<a href="#">Test</a>		0
31 /07/ 2008	High	Bathurst Central	Bathurst	NSW	<a href="#">Incident Reporting</a>		0
31 /07/ 2008	Medium	Unima Central	Unina	NSW	<a href="#">Slip &amp; Fall Hazard</a>		0
28 /08/ 2007	Medium	Fairfield Shopping Centre	Fairfield	NSW	<a href="#">Test Outstanding</a>		0

View Status of Recommendations

Client Responses

Home > Locations > Replies

Recommendation

July 25, 2008 Priority: High - Status: Complete

**Flammable Gas Storage**

An approved Flammable Gas Store should be construct to hold all flammable liquids and gases.

Click below to get guidelines

<http://www.worksafe.ni.gov.au/corporate/bulletins/pdf/01-05/04.03.01.pdf>

[Return to Location File](#)

**Replies**

Total Results: 2

July 25, 2008 [Edit](#) [Delete](#)

The Gas store has now been finished



[<< Previous](#) [Page: 1 of 1](#) [Next >>](#)

**ADD REPLY**

Rich text editor toolbar with options for Source, Bold, Italic, Underline, Text Color, Background Color, Bulleted List, Numbered List, Indent, Outdent, Undo, Redo, and others. Below the toolbar is a large text area for entering a reply.

[Add Reply](#)

Upload Report or documentation that is applicable to the reply

[Browse...](#) [Attach file](#)

- Demonstrate to insurers a commitment to ongoing risk improvement.
- Track recommendations by prioritising action items and recommendations.

View Recommendation

Upload Recommendation Photos

Post a reply

- Upload and download company documents, manuals and reports as required.



#### Account Documents

Add New Document

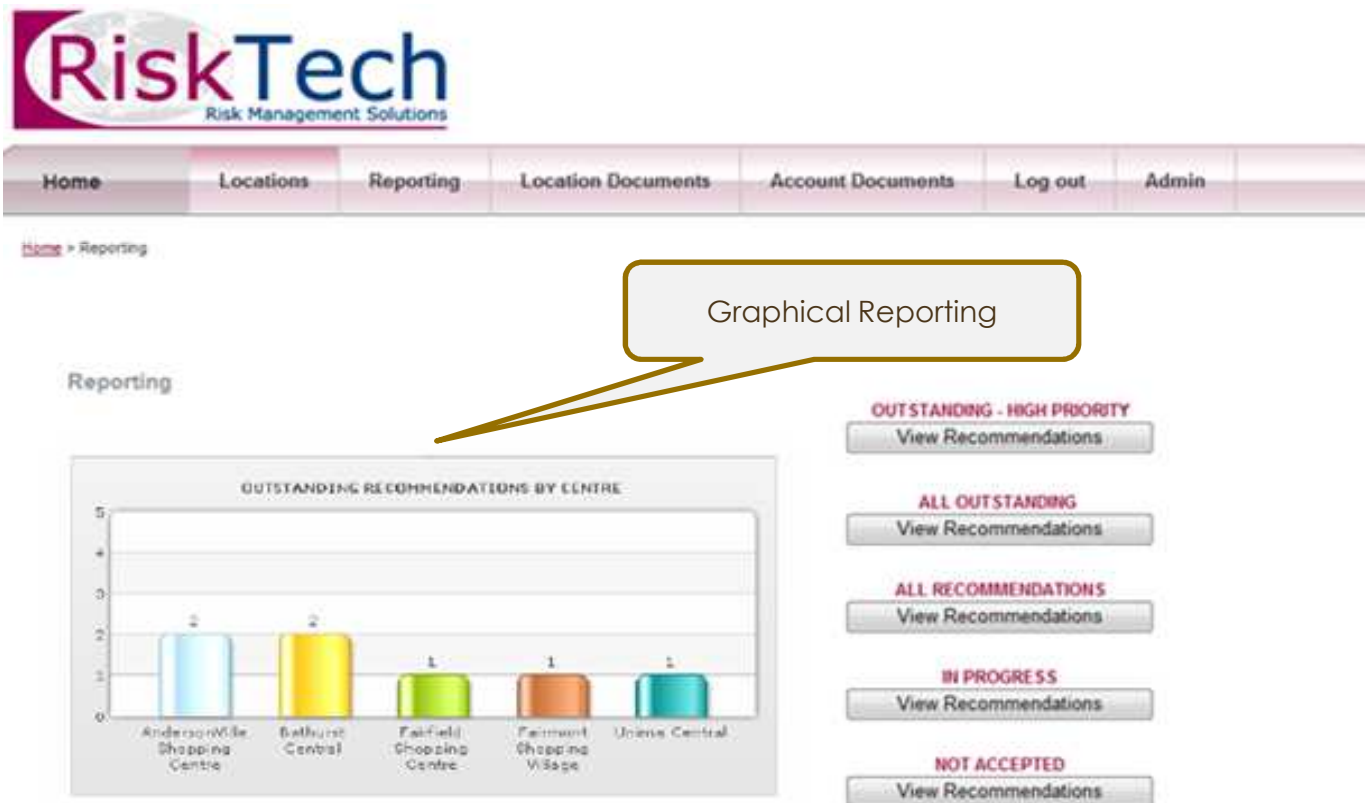
Self uploading anytime

Description	
2008 Inspection Program	<a href="#">Open Document</a>
2008 Updated Dangerous Goods Legislation	<a href="#">Open Document</a>
RiskTech Business Risk Management	<a href="#">Open Document</a>

Upload & download company documents



- View simple graphical reporting in the form of charts and figures at the click of a mouse.
- Reports can be tailored to meet the needs of the client, insurer or other stakeholder.





---

# How to Join RiskTech Interactive?

RiskTech Interactive can be effectively launched for your company in 3 easy steps.

## **Step 1:**

- The database users need to be identified and a full list of sites within your divisional/state structure needs to be obtained.

## **Step 2:**

- Copies of any previous or existing reports and recommendations can be collated and uploaded into the RiskTech Interactive database.

## **Step 3:**

- Users will then be provided with login details and asked to accept the Terms and Conditions when they login-in the first time.

---

# Contact Us

Contact our Sydney or Brisbane office on  
(02) 8745 2045 or (07) 3435 5111 to  
arrange a demonstration and to get  
started!

[www.risktech.com.au](http://www.risktech.com.au)